

CANS Dashboard

Filters

County/Agency ▼	System Involvement ▼	Number of Child/Youth Actionable Needs ▼
Staff ▼	Service Types/Level ▼	% Child/Youth Needs Resolved ▼
Race/Ethnicity ▼	Number of Episode Placements ▼	Number of Caregiver Actionable Needs ▼
Gender ▼	Length of Episode ▼	% Caregiver Needs Resolved ▼
LGBTQ+ ▼	Number of Episodes ▼	Strengths Built ▼
Income Level ▼	Lifetime Length ▼	Actionable Needs ▼
Housing ▼	Numer of Lifetime Placements ▼	Traumatic Experiences ▼
Zip Code ▼		Number of Traumatic Experiences ▼

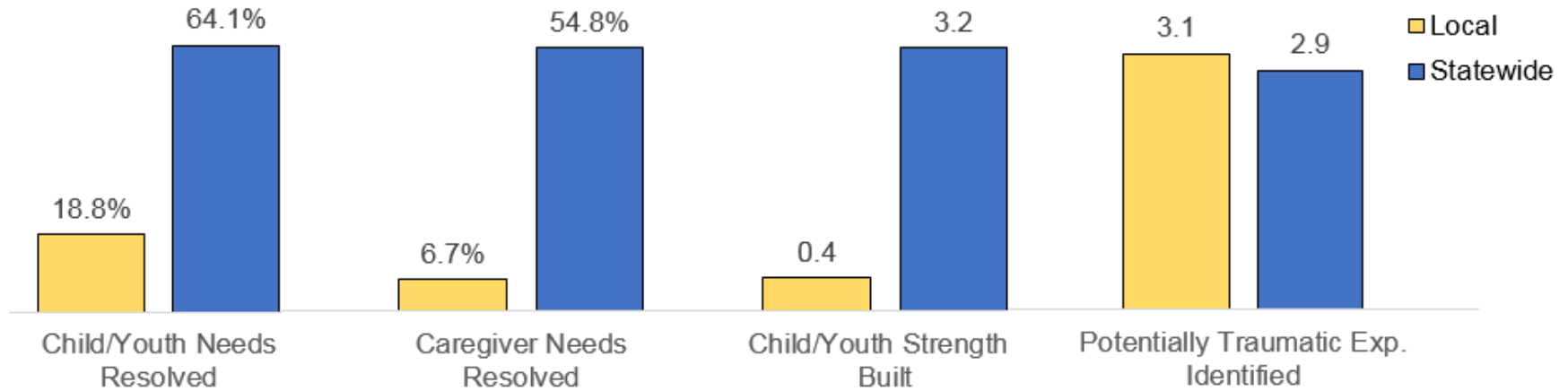
For Filters Selected: County X, Female, Ages 13-17, CSEC, In episode of care for >180 days and <365 days

THIS IS AN EXAMPLE OF A POTENTIAL CANS DASHBOARD.

ALL DATA ARE MOCK DATA.

CANS Dashboard

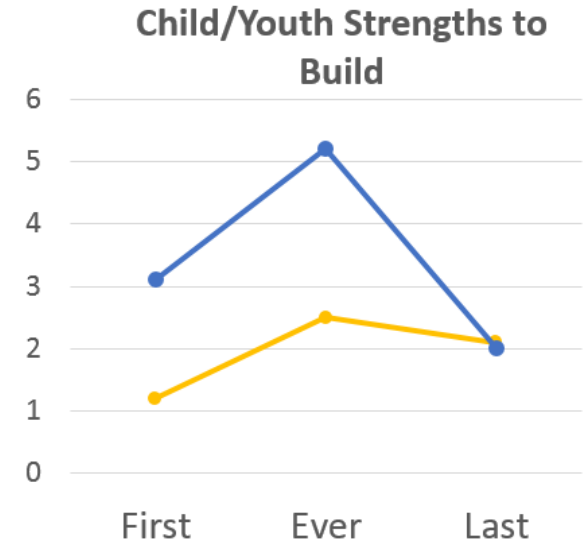
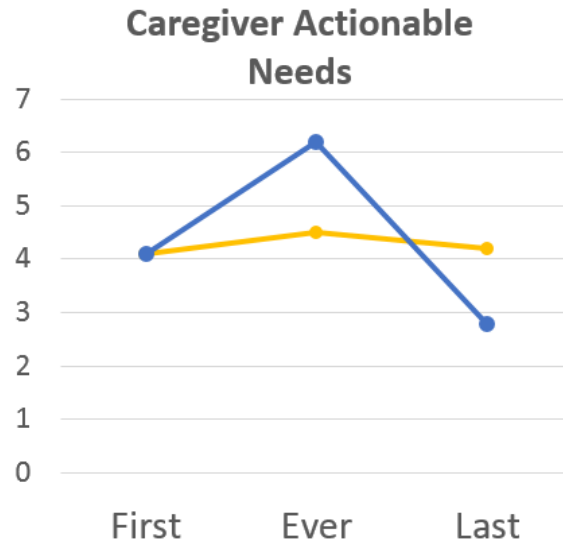
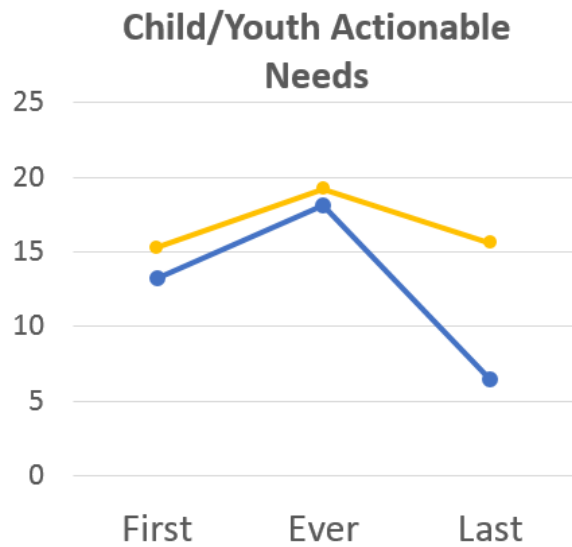
Summary of Local and Statewide for Youth Selected



Group Selected	Count of Youth	Avg. Days in Care	Child/Youth Needs		Caregiver Needs		Child/Youth Strengths		Potentially Traumatic Exp.
			Actionable	%Resolved	Actionable	%Resolved	To Build	Built	
Local	42	290	19.2	18.8%	4.5	6.7%	2.5	0.4	3.1
Statewide	361	288	18.1	64.1%	6.2	54.8%	5.2	3.2	2.9

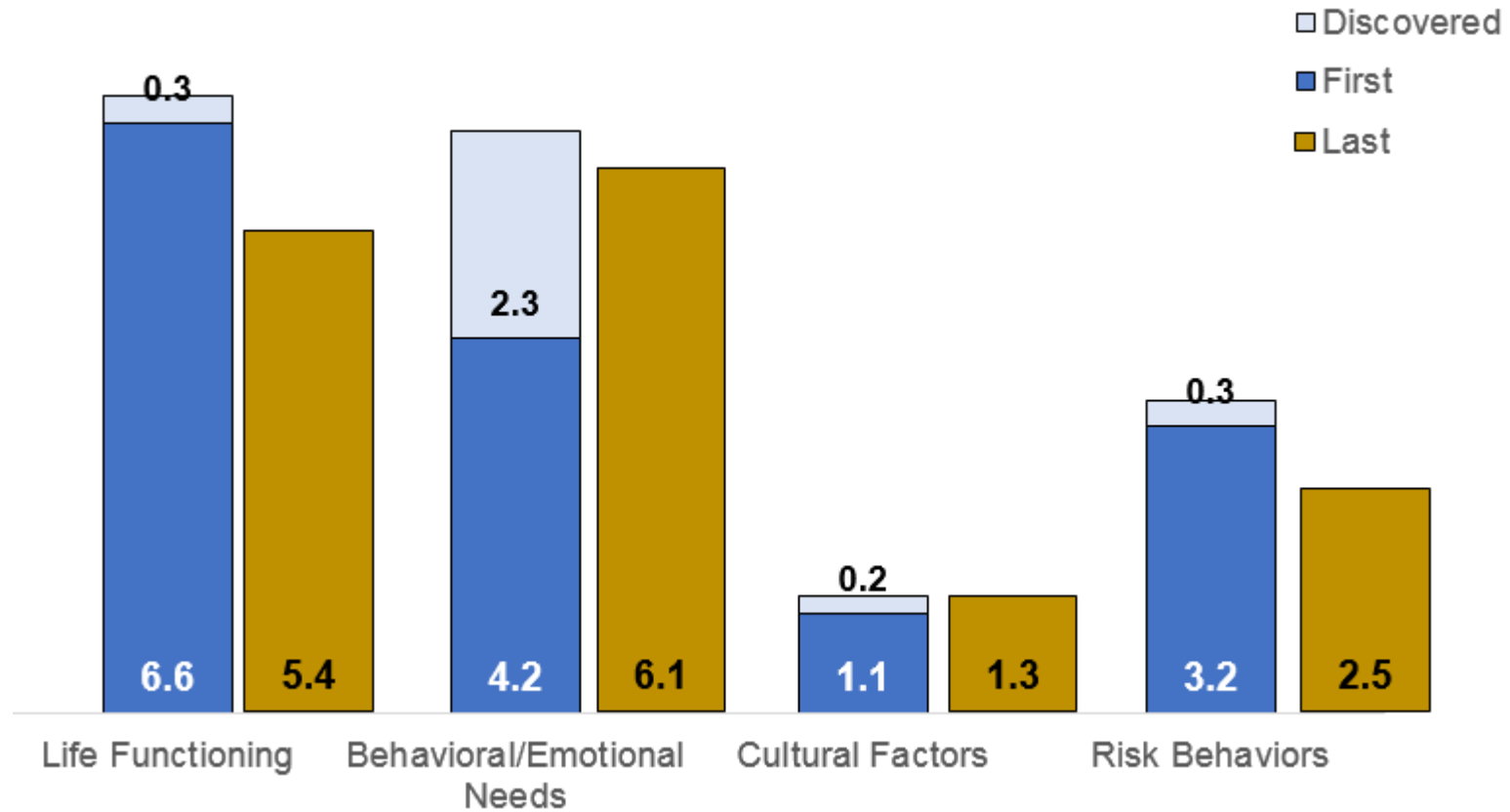
CANS Dashboard

Actionable Needs and Strengths to Build: First Identified, Ever Identified and Last Remaining



CANS Dashboard

Actionable Child/Youth Needs by Domain for Local



CANS Dashboard

Top Items Identified and Resolved for Local and State

Top Child/Youth Needs				
Top Needs	Local		State	
	%Identified	%Resolved	%Identified	%Resolved
Adjustment to Trauma	83.5	29.1	92.0	55.6
Aggressive Behaviors	78.0	12.9	89.2	69.2
Family Functioning	74.2	31.1	82.6	45.5
Anxiety	74.2	36.9	78.5	62.9
Depression	71.7	35.6	72.5	55.2
Social Functioning	71.4	53.1	72.1	33.1
Living Situation	67.3	53.2	71.0	23.9
Anger Control	64.4	49.8	75.1	29.1
Decision Making	62.5	16.1	71.1	24.1
School Attendance	60.3	26.5	65.2	19.1

Top Caregiver Needs				
Top Needs	Local		State	
	%Identified	%Resolved	%Identified	%Resolved
Family Stress	70.7	34.7	92.0	55.6
Knowledge	48.4	66.9	56.5	25.2
Social Resources	34.6	43.1	55.5	45.5
Supervision	29.8	22.3	78.5	62.9
Mental Health	23.2	26.5	15.2	25.0
Organization	21.8	42.4	35.4	21.0
Involvement with Care	21.0	42.0	45.2	25.2
Physical/Medical	18.5	10.2	17.2	12.0
Residential Stability	17.0	52.8	26.2	52.1
Substance Use	16.4	37.9	15.2	25.0

Top Child/Youth Strengths to Build				
Top Strengths to Build	Local		State	
	%Identified	%Resolved	%Identified	%Resolved
Volunteering	78.6	4.5	23.2	15.0
Community Life	76.2	32.0	89.2	45.5
Vocational	71.4	24.4	95.6	45.5
Spiritual/Religious	70.7	23.4	60.2	10.0
Optimism	63.9	36.0	92.3	55.2
Interpersonal	60.4	75.1	72.1	65.5
Family Strengths	60.3	41.2	71.0	23.9
Educational Setting	60.0	34.5	45.2	29.1
Resourcefulness	59.5	16.7	92.1	59.1
Relationship Permanence	57.5	55.0	75.5	36.2

Top Potentially Traumatic Experiences		
Top Needs	Local %Identified	State %Identified
Sexual Abuse	100.0	100.0
Emotional Abuse	77.2	92.2
Witness to Family Violence	69.5	55.5
Neglect	67.8	78.5
Physical Abuse	64.4	68.2
Witness to Criminal Activity	43.6	55.3
Witness to Community Violence	34.6	56.5
Parental Criminal Behaviors	30.3	32.5
Medical Trauma	25.8	32.1
Disruption to Caregiving	15.8	15.2